



N 5000


Advanced Electric Operating Table

Electric pusher transmission technology with uniform operating speed, stable, reliable and durable.

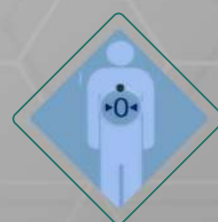
- Safety Loading capacity- upto 270 Kg
- Suitable for all type of surgeries including Ortho, Neuro, Spine, Gynaec, General and much more.



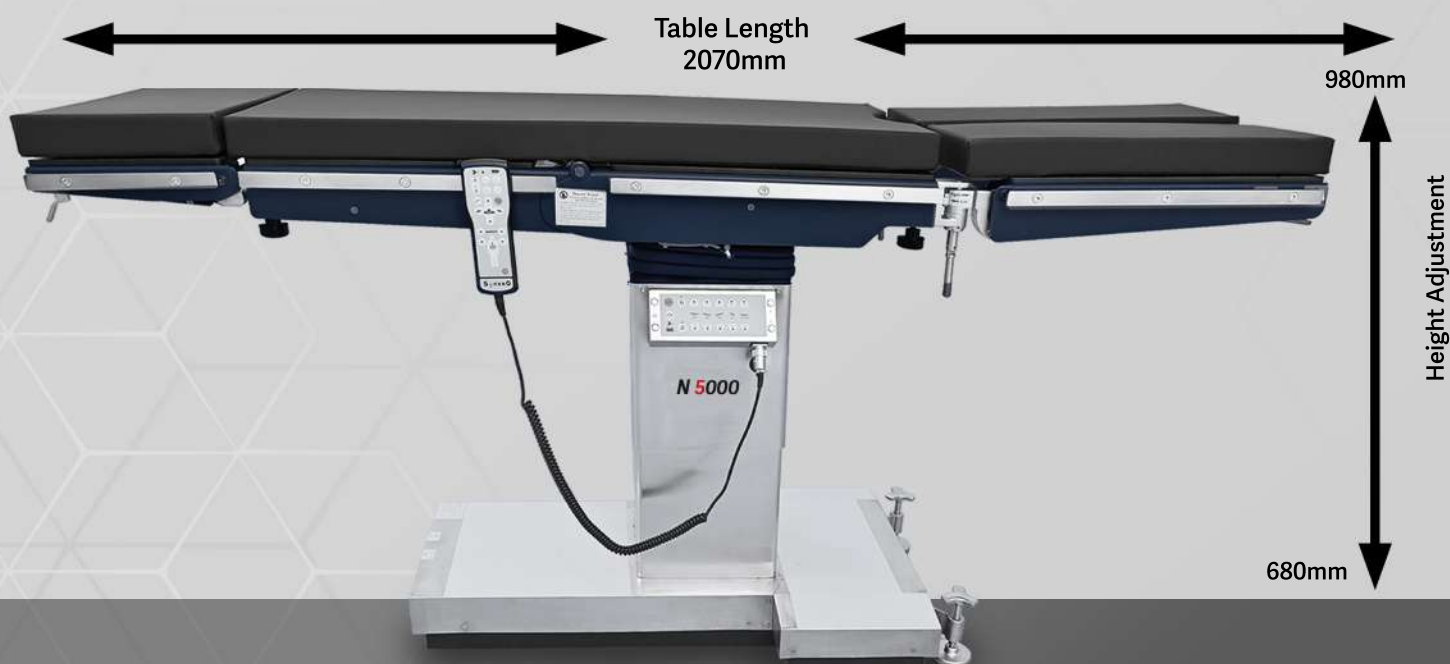
Electric built-in kidney bridge, easy to operate 126mm



Electrically operated floor brake



One-key reset Auto levelling



Supplied with standard accessories like



Leg Crutches - 1 Pair



Shoulder Support - 1 Pair



Waist support - 1 Pair



Anaesthesia screen frame with side rail lock - 1 No.



Side rail clamp - 2 Nos
Side rail Lock - 3 Nos